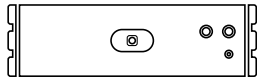




**NEW
PRODUCT**



Wavelength Meter

Next Generation

WR8-10



HighFinesse
The Standard of Accuracy



Ångstrom

Available Measurement Ranges

WR8-10 ⁶⁾ Standard (VIS)	330 – 1180 nm
WR8-10 ⁶⁾ UV-I	248 – 1180 nm
WR8-10 ⁶⁾ IR-I	630 – 1750 nm

Absolute (and Other) Accuracies¹⁾

192 – 330 nm (with multi mode fiber)	0.1 pm
330 – 375 nm	20 MHz ²⁾
375 – 800 nm	10 MHz ²⁾
800 – 1750 nm	8 MHz ²⁾
Quick coupling accuracy (with 50 µm multi mode fiber)	100 MHz
Wavelength deviation sensitivity/Measurement resolution ³⁾	390 – 1180 nm 200 kHz
	1180 – 1750 nm 150 kHz

Measurement Speed

1000 Hz

Required Minimum Input Energy and Power⁵⁾

Standard (VIS)	0.08 – 60 µJ or µW
UV-I	0.08 – 60 µJ or µW
IR-I	8 – 800 µJ or µW

1) According to 3σ criterion, but never better than 20% of the laser linewidth.

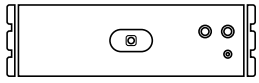
2) ± 200 nm around calibration wavelength; outside of this range the accuracy as WS7-30.

3) Standard deviation. WR8-10 requires photonic crystal (endlessly singlemode) fibers to reach this resolution.

4) Each instrument in each mode can measure lasers with a linewidth up to 30 % of the corresponding FSR.

5) The CW power interpretation in [µW] compares to an exposure of 1s (generally the energy needs to be divided by the exposure time to obtain the required power).

6) Next Generation (NG).



Wavelength Meter
Next Generation
WR8-10



FSR of the Fizeau Interferometers (Fine/Wide Mode)

2 GHz/20 GHz⁴⁾

Calibration

SLR-780, Iodine stabilized HeNe, or any other well known laser source $\Delta\nu < 2$ MHz

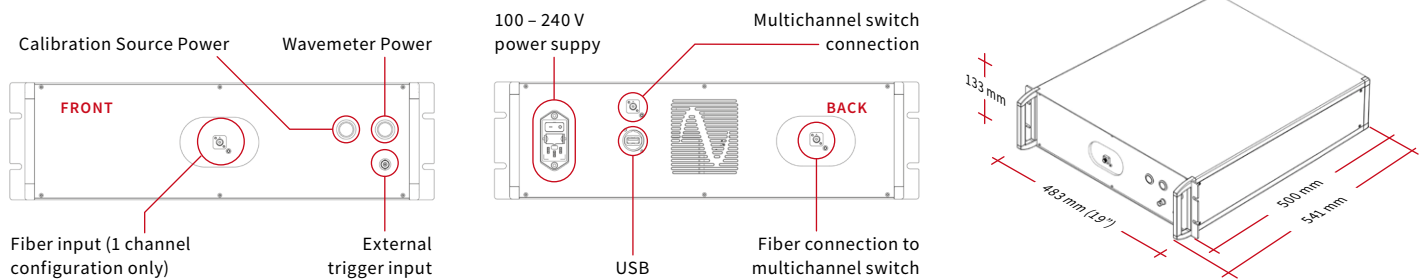
Recommended calibration period ≤ 1 hour

Warm-up Time

> 30 min. warm-up, or until ambient equilibrium

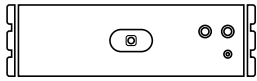
Dimensions L x W x H⁵⁾

541 x 483 x 133 mm



4) Each instrument in each mode can measure lasers with a linewidth up to 30 % of the corresponding FSR.

5) Dimensions with handles.



Wavelength Meter
WR8-10
Next Generation



Weight

16 kg

Interface

Control	High-speed USB 2.0 connection
---------	-------------------------------

External Trigger	BNC
------------------	-----

Power Supply

100 – 240 V ~ 50/60 Hz 80 W

Included Options

External Trigger (TTL)

The TTL option guarantees exact synchronization of the wavelength measurement with other measurement tasks in your lab. It provides low-noise signals without parasitic parts when measuring pulsed signals with low duty cycles. The wavelength measurement can be triggered by sending a standard 5 V TTL signal to the input of the wavemeter (for example generated by a delay generator). Necessary cables to connect to a BNC output are included.

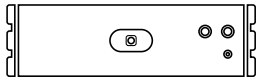
Please note, if the option MC is ordered together with the TTL option, the TTL mode can only be used if the switch is set fixed to one input channel.

Photonic Crystal Switch Rack

In order to measure the frequencies of more than just one laser at a time, an opto-mechanical switch is used. The combination of our high-speed wavelength meters with one of the quickest fiber switches available allows up to eight channels to be measured almost simultaneously. Exposure time and other parameters can be defined independently for each light source.

The WR8-10 series features the use of an endlessly singlemode switch based on the photonic crystal switch technology in an external 19", 1 HU rack. This allows to measure any laser wavelength on all switch input channels within all measurement ranges of the WR8-10.

The TTL mode can only be used if the switch is set fixed to one input channel.



Wavelength Meter
Next Generation

WR8-10



HighFinesse
The Standard of Accuracy



Ångström

Options

Laser Control (PID)

With the PID option it is possible to stabilize the frequency of a laser connected to the wavelength meter using a software based proportional-integral-derivative controller (PID controller). Unlike analog PID electronics, the PID option provides software based signal processing, allowing the laser to be stabilized to a specific user defined frequency or regulated with an arbitrary pattern.

This makes it extremely useful in experiments where the laser frequency has to be actively regulated or varied to fit changing experimental conditions, such as laser cooling, atomic detection, trapping and spectroscopy.

Combined with the MC option the wavelength meter can be used to stabilize multiple lasers simultaneously. The regulation speed, quality and absolute accuracy match the measurement speed, relative accuracy and absolute accuracy of the wavelength meter respectively. The measurement speed is not affected by the regulation.

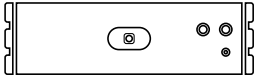
Multichannel Laser Control (MCLC)

The MCLC option combines the capabilities of the photonic crystal switch and PID option in one instrument. It can be ordered with 4 or 8 channels. This solution for 4 or 8 channel PID is compact and circumvents the need for a computer with a free PCIe slot such that it is possible to monitor and control up to 8 lasers using the HighFinesse wavemeter connected to a laptop as the 4 or 8 analogue outputs with maximum ± 10 V are located at the MCLC instrument. At the same time the MCLC guarantees for the same excellent feedback rate and precision the HighFinesse PID option is known for. Adapters to connect from the MCLC to the laser from Lemo 00 to BNC are included in the scope of delivery. The MCLC is available as a tabletop system only.

External Calibration Sources for Rack Systems

Our rack calibration sources are highly accurate, reliable, plug and play and ready to be mounted in a 19" Rack system. This guarantees the accuracy and stability of measurements with our wavelength meters. We offer a variety of frequency stabilized, narrow linewidth, laser sources with up to ± 0.5 MHz frequency stability for different applications.

For further information see our product description here: <https://www.highfinesse.de/cal>



Wavelength Meter
Next Generation

WR8-10



HighFinesse
The Standard of Accuracy



Ångström

Typical Applications

The WR8-10 is a high-end solution for wavelength monitoring and control with an absolute accuracy of 10 MHz and a wavelength deviation sensitivity down to 0.15 MHz. It perfectly combines with the singlemode multichannel option for selected wavelength intervals or the photonic crystal fiber technology enabling multichannel operation in the spectral range of the wavelength meter. The 10 MHz presumes, that the instrument is supported by one of our calibration sources.

Further Information

For further technical information, application examples, diagrams and for customization of the WR8-10 Series please contact:

HighFinesse Team

service@highfinesse.de



HighFinesse GmbH
Wöhrdstraße 4
72072 Tübingen, Germany



T +49 (0) 7071 - 53918 0
F +49 (0) 7071 - 5391899
M info@highfinesse.com



Additional information
and distributors:
www.highfinesse.com